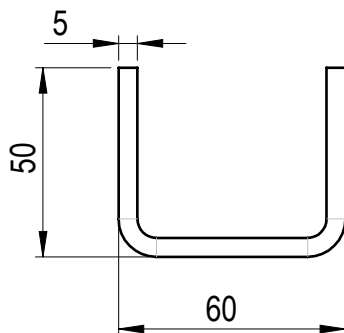
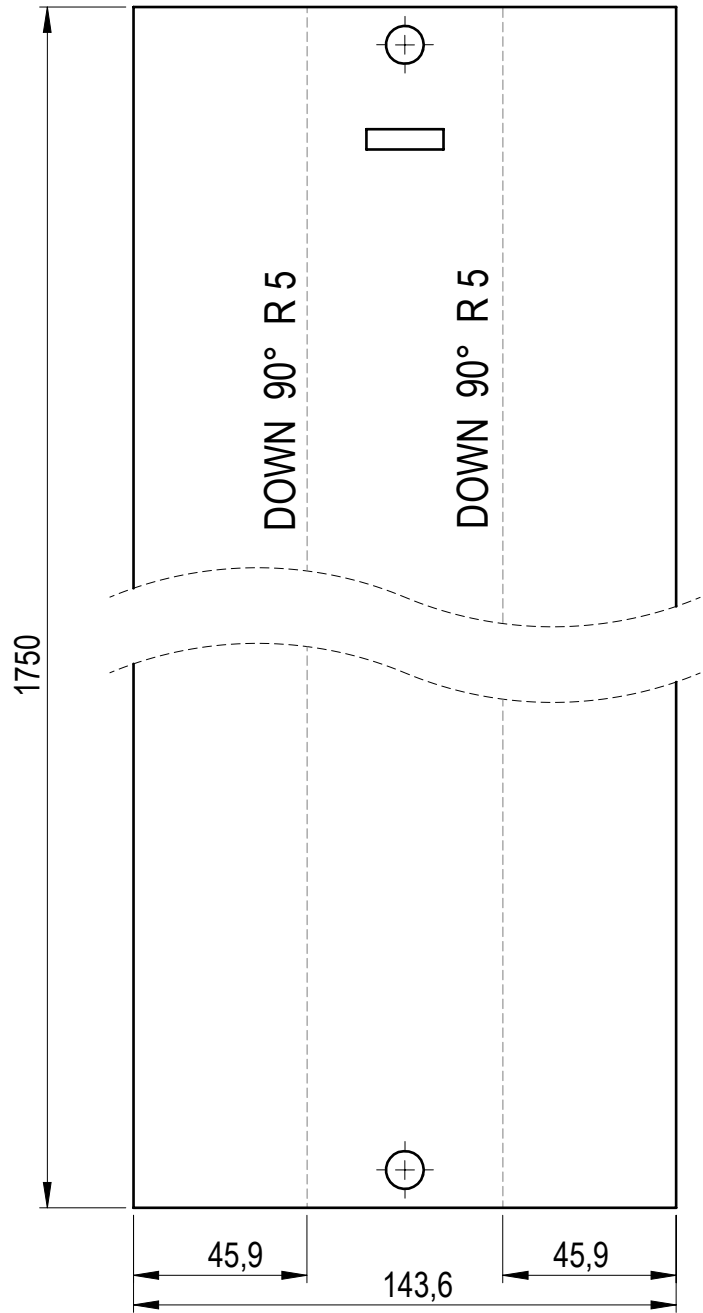
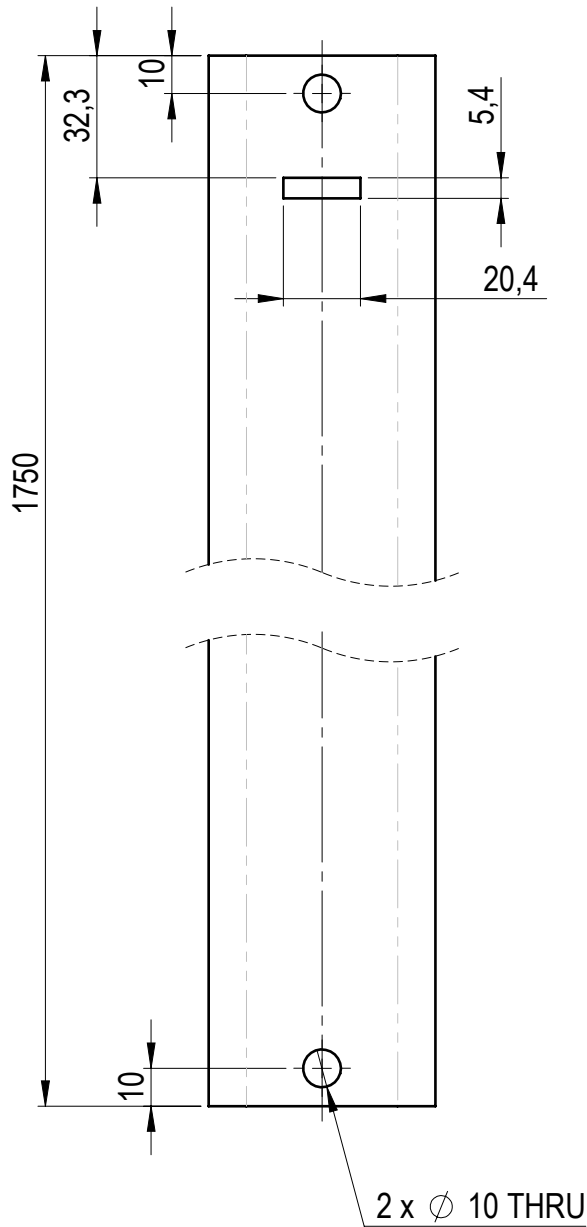


Flat Pattern view
SCALE: 1:2



Other dimensions from DXF file

SHEET METAL INFORMATION	
Length, mm	1750
Width, mm	143.6
Thickness, mm	5
Inside Bend Radius, mm	5
K-Factor	0.5
No. of Bends	2

	MATERIAL		WEIGHT	DEBURR AND BREAK SHARP EDGES		REVISION	DATE	
	S355J2		9.788 Kg	DO NOT SCALE DRAWING			22.05.2025	
	SURFACE PROTECTION		MACHINING	THERMAL CUTTING	WELDING	SCALE	FORMAT	
	-		ISO 2768 mK	ISO 9013 221	ISO 13920 BF	1:2	A4	
	NAME	SIGNATURE	PART NO.					
Designed by	D. Dislers		105-09202-01					
Drawn by	D. Dislers		DESCRIPTION					
Technical ref.			Bent body plate 1				SHEET 1/1	